


# Information Note:

## Data Breach Trends from the First Year of the GDPR

October 2019



## Introduction

This information note is intended to give an overview of the trends observed by the Data Protection Commission (DPC) over the first year of the mandatory breach reporting regime introduced by the General Data Protection Regulation (GDPR). The statistics and trends discussed below capture all data breach notifications received in the first year since the 25<sup>th</sup> of May 2018, and the total number of breach notifications received by the DPC during that time amounted to **5,818**. Of all breach notifications received by the DPC, approximately **4%** have been classified a ‘non-breaches’ and did not meet the definition of a personal data breach as per Article 4(12) GDPR.

Since the introduction of the new breach reporting regime, the DPC’s Breach Assessment Unit has undertaken an analysis of breach notifications received from areas within the public and private sector, including those notified by: the financial sector; the insurance sector; the telecommunications industry; the healthcare industry; and law enforcement.

Some of the trends and issues identified by the Breach Assessment Unit whilst conducting these reviews and from the processing of notifications include: late notifications; difficulty in assessing risk ratings; failure to communicate the breach to data subjects; repeat breach notifications; and inadequate reporting.

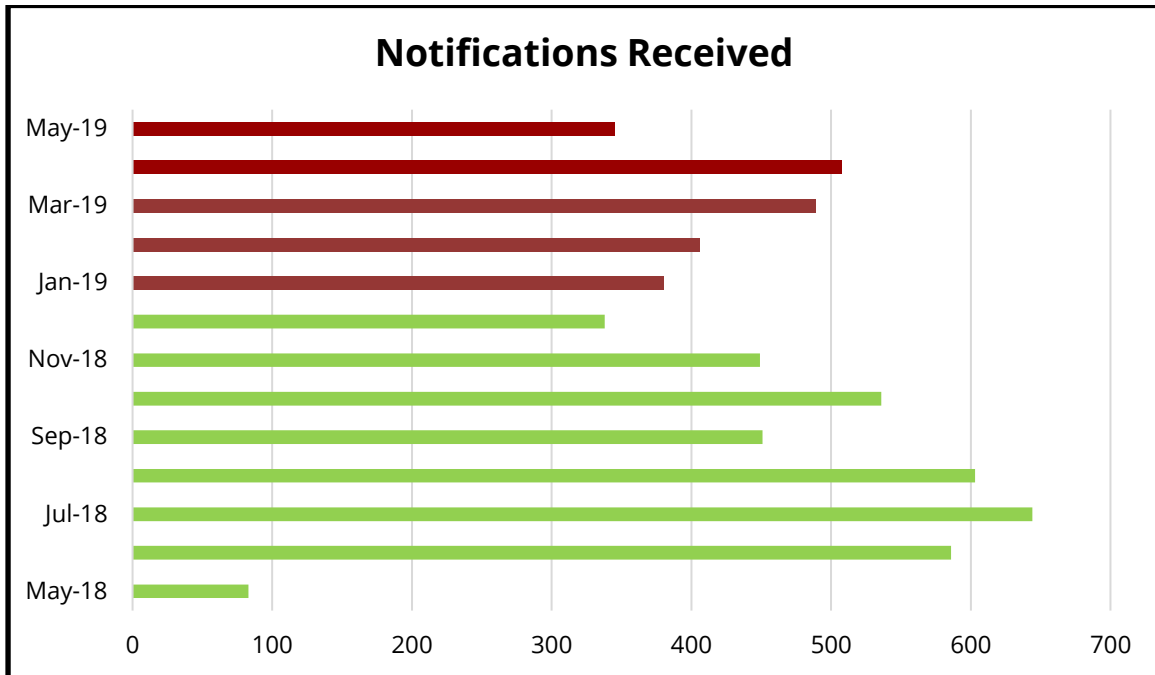
One issue of note identified by the DPC is that, of the breach notifications received in the first year since the 25<sup>th</sup> of May 2018, a total of **13%** failed to satisfy the requirement of notification to the DPC ‘without undue delay’ (normally within 72 hours), as required under the provisions of Article 33(1) GDPR.

The DPC has prepared a [separate practical guidance note](#) based on the issues identified in this analysis of trends and statistics.

## Key Statistics

<b>Chart 1.1:</b> Number of data breaches reported, per month .....	2
<b>Chart 1.2:</b> Number of data breaches reported, by legislation.....	2
<b>Chart 1.3:</b> Percentage of data breaches, by type.....	3
<b>Chart 1.5:</b> Percentage of data breaches, by breach outcome .....	5
<b>Chart 1.6:</b> Percentage of data breaches reported, by sector (Public/Private).....	6

Chart 1.1: Number of data breaches reported, per month



The overall total of data breaches notified in the first year **since 25<sup>th</sup> May 2018** was **5,818**.

Chart 1.2: Number of data breaches reported, by legislation

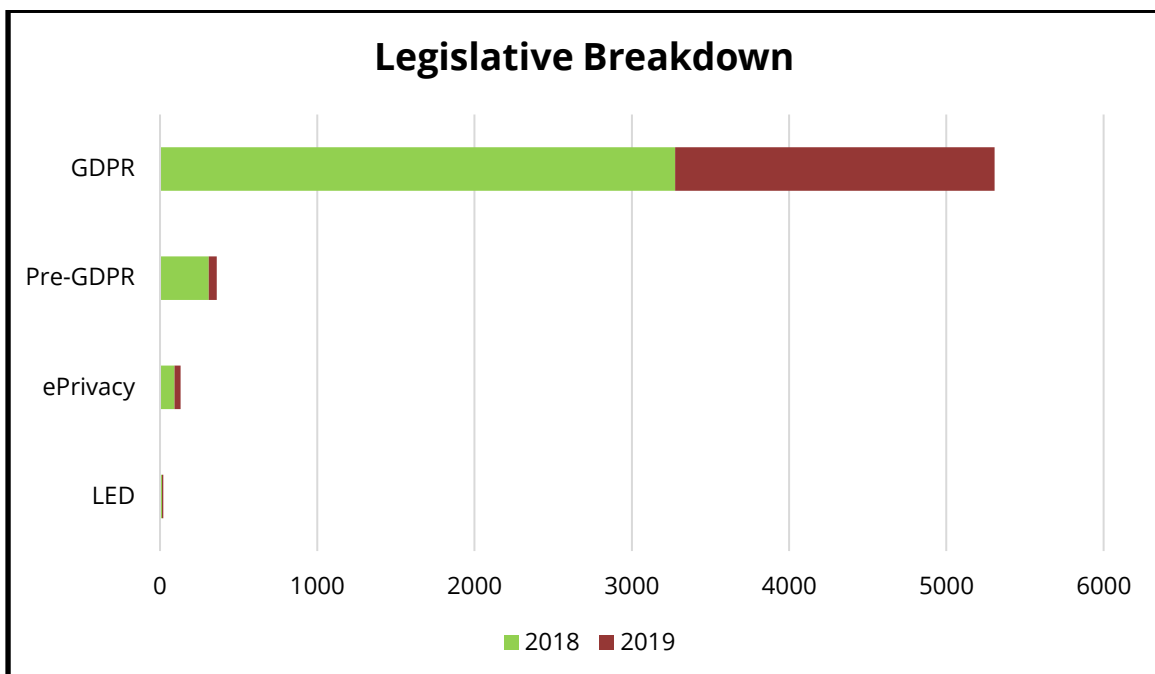
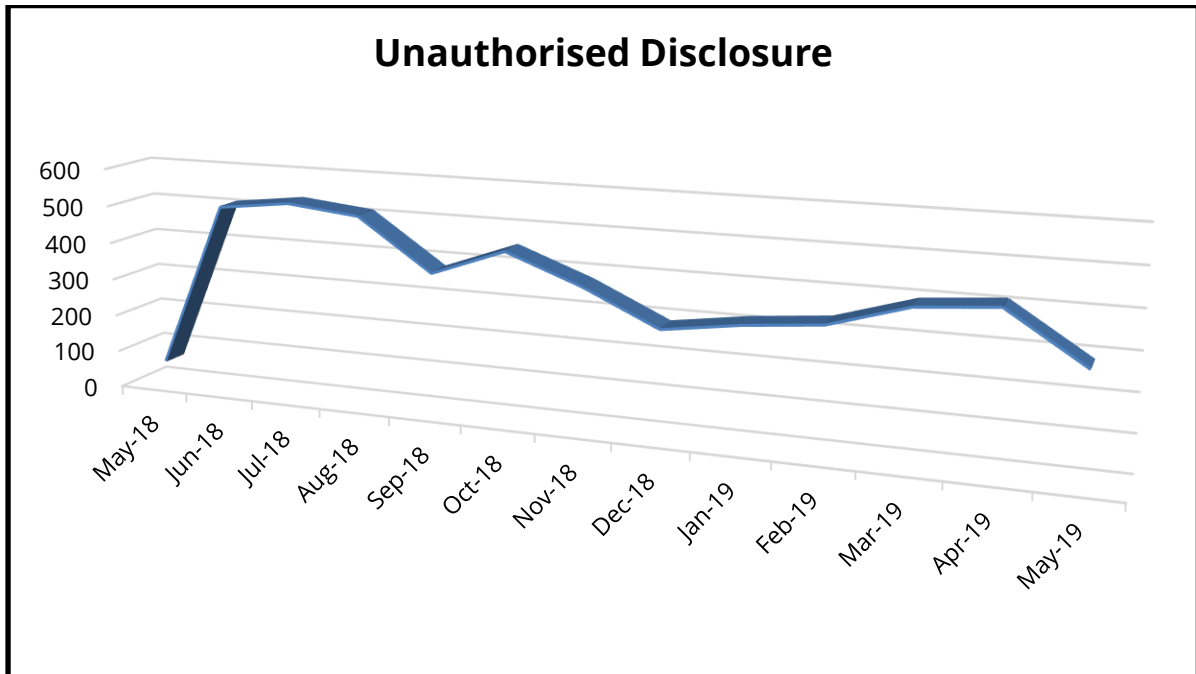
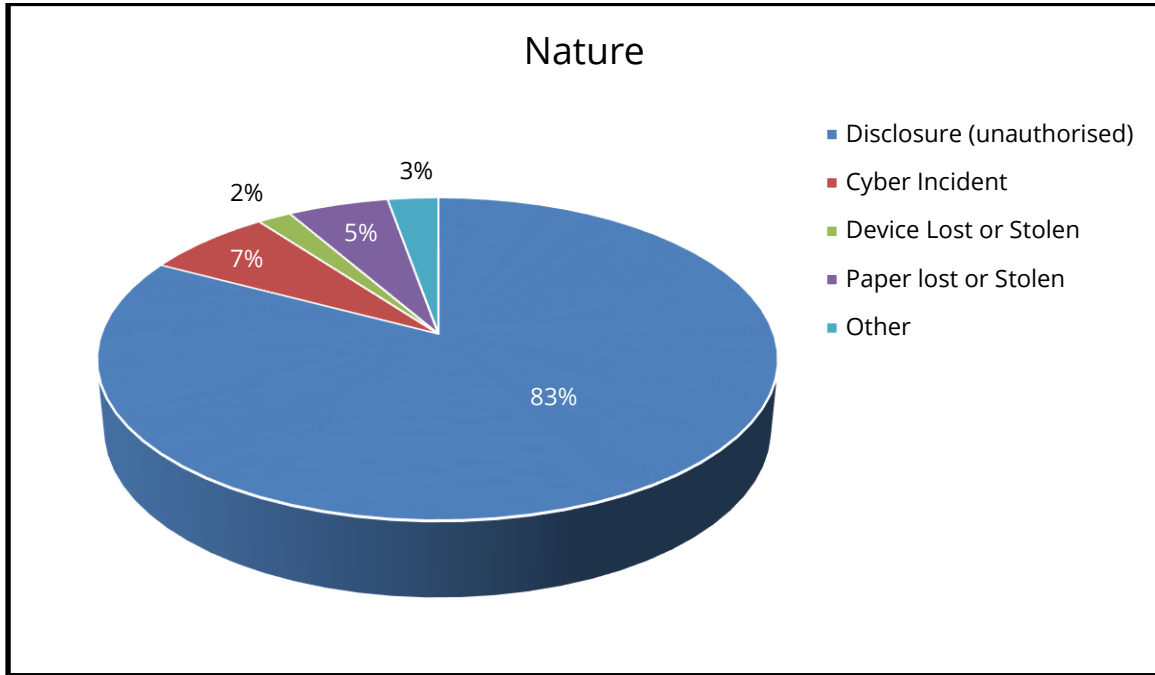
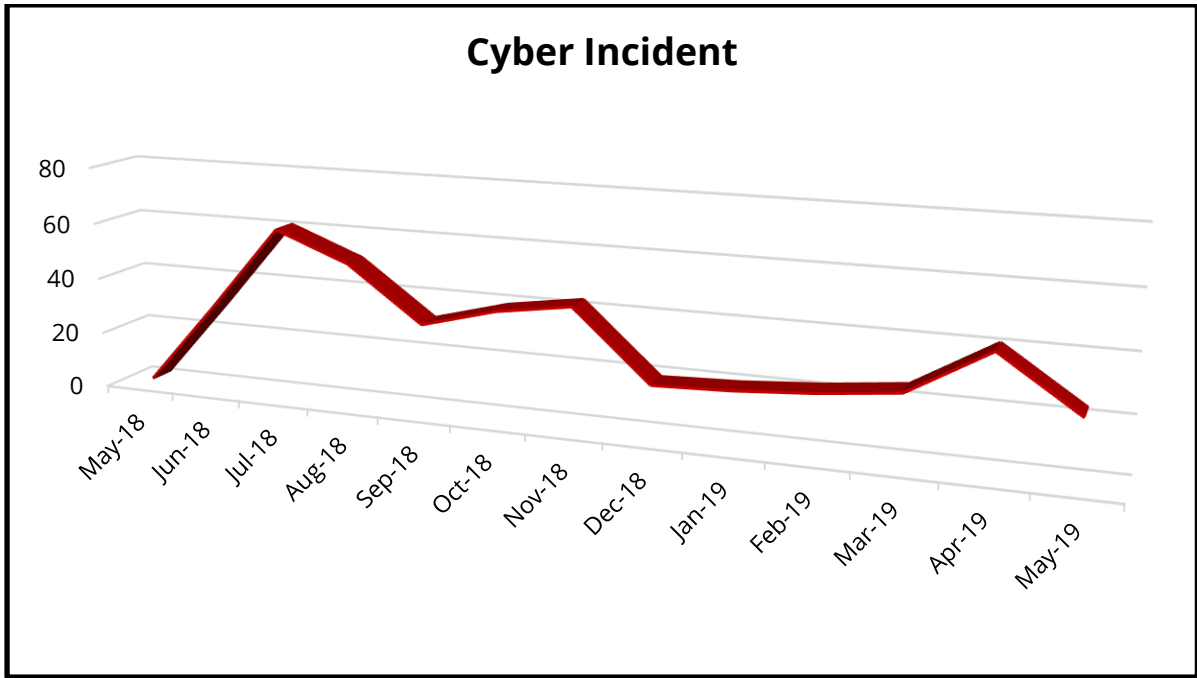


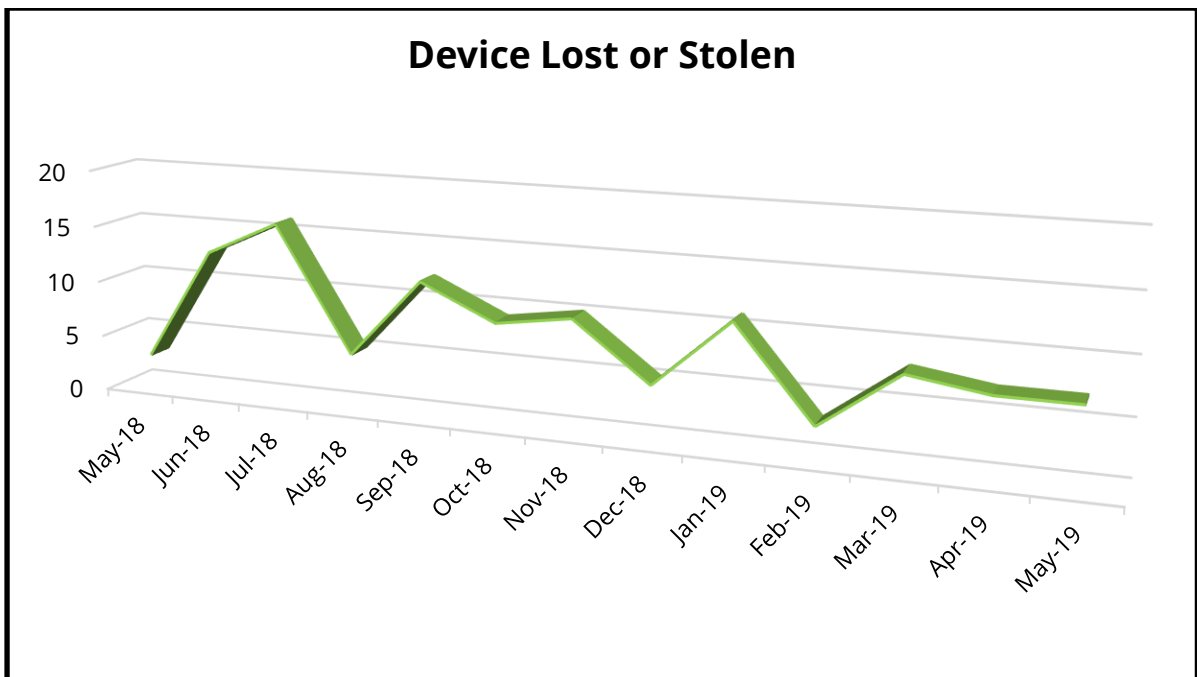
Chart 1.3: Percentage of data breaches, by type



*Unauthorised disclosure: Email/SMS to incorrect recipient; Letter/Correspondence to incorrect recipient; disclosure through customer online portal, processing error; verbal disclosure*



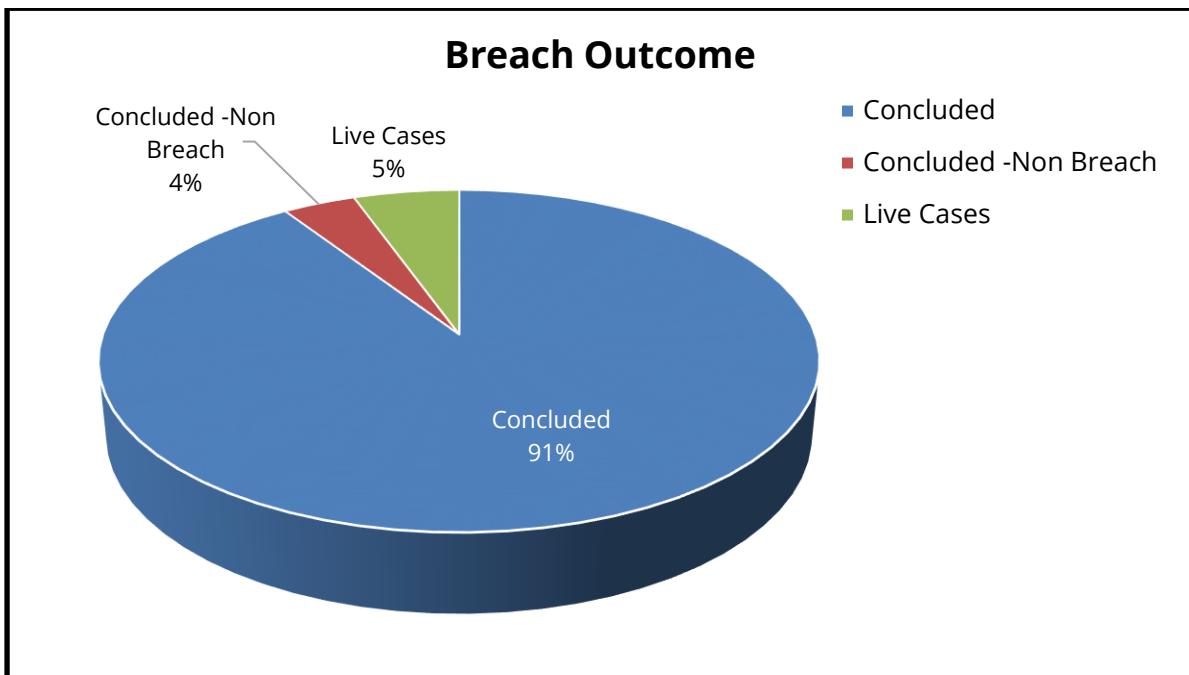
Cyber Incident: Hacking; Phishing; Malware; Ransomware; Software Vulnerability



Device Lost or Stolen: Mobile Phone; Laptop, Portable Storage Devices



Chart 1.5: Percentage of data breaches, by breach outcome



Of all breach notifications received approximately **4%** have been classified a 'non-breaches' and did not meet the definition of a personal data breach as per Article 4 (12).

**Chart 1.6: Percentage of data breaches reported, by sector (Public/Private)**

